
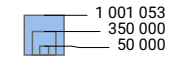



### Habitants\* par km²



### Population\* totale



\* Population résidente permanente au 01.01.2022 (= 31.12.2021)



**Niveau géographique:**  
Audit urbain: ville-centre et ceinture (périmètre villes)

